


DELTRON CNC Coordinate Measuring Machine





DELTRON Key Features

- Machine tool grade, fully sealed cross-roller bearings for robust yet smooth operation
- Built-in temperature sensors maintain accuracy even when ambient temperature is not controlled.
- Allows integration into fully automated manufacturing cells
- Easy-to-use yet powerful measurement software

DELTRON

COMPACT | ROBUST | ACCURATE | REPEATABLE

Designed for smaller machine shop/shopfloors where space is valuable. Deltron is a robust CMM with a compact footprint, which can be used standalone, or integrated into a manufacturing cell. Featuring state-of-the-art Delta configuration, high levels of measurement accuracy and repeatability, and powerful yet easy-to-use software.

For those with limited shopfloor space, Deltron is a robust and accurate shopfloor CMM, combined with compact footprint, but with substantial construction to ensure stability.

This unique combination is only made possible by its state-of-the-art Delta mechanism design incorporating carbon fibre rod construction, and well developed software control.

Key Features

Deltron features fully sealed recirculating bearings, delivering four key benefits – no dirt ingress, no gearbox, no compressed air requirement and smooth, fast operation. Together these deliver exceptional accuracy, simplicity and reliability. Scale resolution of $0.1\text{ }\mu\text{m}$ and volumetric accuracy of $(2.6+0.4L/100)\text{ }\mu\text{m}$ combined with maximum acceleration vector of 750mm/s^2 delivers a high level of confidence in the measurement output – speed and accuracy you can rely on.

Five temperature sensors monitor Deltron and its surroundings, and automatic temperature compensation means measurements are reported as if they were taken at 20°C . Always accurate, even in a changeable ambient temperature.

Deltron's leading edge design combines a compact footprint with easy accessibility and surprisingly large measurement volume. It is at home working alongside machine tools on the shopfloor.

Use it standalone, or integrated into a manufacturing cell. Automatic Tool Offset Correction enables utilization in a fully automated production process. Situate Deltron exactly where you need it for use as an automated in-process measurement system with closed feedback loop.

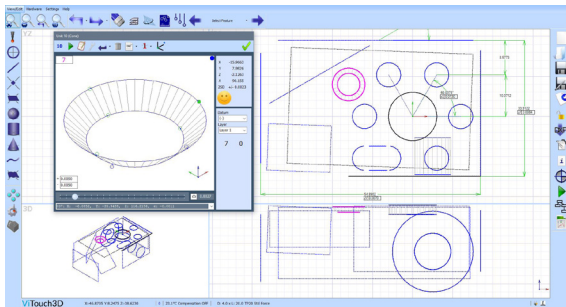
VITOUCH3D SOFTWARE

– YOU'RE IN CONTROL

ViTouch3D

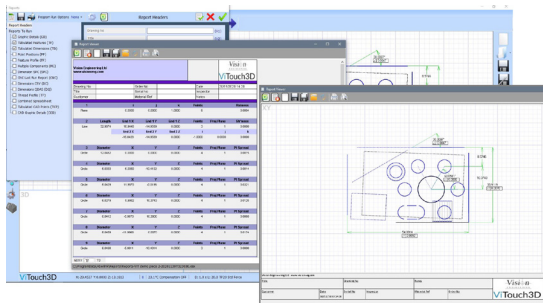
A powerful, yet easy-to-use user interface, increasing component throughput and minimising the learning period of new users.

ViTouch3D software has a familiar, user friendly and intuitive interface, easy to learn for a range of operators – measure in minutes. It's feature packed specification includes GD&T dimensioning, RPS alignment and SPC data analysis – suitable for occasional users or full time inspection professionals.



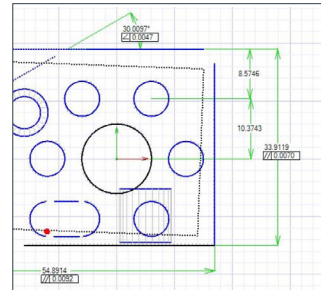
Clear graphical interface

Produce inspection reports easily, either as fully dimensioned graphical representations or tabulated reports that can be simply exported to Microsoft Excel.



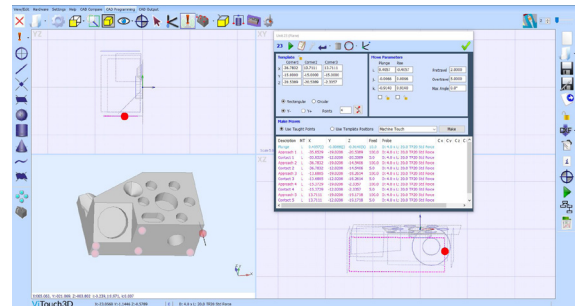
Tabulated or graphical reports

When you buy ViTouch3D software, it is yours. Updates are free and there is no maintenance charge for the lifetime of your Deltron.



Practical dimensioning on screen

Optional modules for off-line programming of parts from a CAD model and also for comparing measured results to the CAD.



ViTouch3D Software Features

- Automatic measurement routines
- Powerful interactive graphics window
- Automatic feature recognition
- Teach & repeat programming
- Drag and drop programme editor
- Run programmes from any point
- Engineering drawing GD&T
- Simple PASS/FAIL
- Free form curve inspection
- DXF data import/export
- STEP and IGES export
- No complex programming language
- Programming from CAD & Automation options
- Free software updates

TECHNICAL INFORMATION

	Deltron 370	Deltron 520
Measuring Volume		
Cylindrical	XY (a) Dia. 14.5" (370 mm)	Dia. 20.4" (520 mm)
Cylindrical	Z (b) 10.6" (270 mm)	11.8" (300 mm)
At Centre	Z (c) 14.37" (365 mm)	15.7" (400 mm)
Dimensions		
Overall Width	X (d) 28" (715 mm)	37.4" (950 mm)
Width Including Monitor	X (e) 39.3" (1000 mm)	43.3" (1180 mm)
Overall Depth	Y (f) 28.7" (730 mm)	38.9" (990 mm)
Depth Including Monitor	Y (g) 40.5" (1030 mm)	51.9" (1320 mm)
Overall Height	Z (h) 78.7" (2000 mm)	86.6" (2200 mm)
Height to Table	Z (j) 35.4" (900 mm)	30.3" (772 mm)
Table	Granite plate	Granite plate
Table Load Capacity	200 kg	200 kg
Machine Weight	180 kg	211 kg
Volumetric Accuracy	(2.6 + 0.4L/100) μm^*	(2.6 + 0.4L/100) μm^*
Scale Resolution	0.1 μm	0.1 μm
Operational Temperature Range	5 - 45°C	5 - 45°C
Maximum Acceleration Vector	750 mm/sec ²	750 mm/sec ²
Maximum Velocity Vector	500 mm/sec	500 mm/sec
Required Air Pressure	Not required	Not required

* where L is length of travel in mm

All technical information is subject to change.

To see our focused quality, please contact your Vision Engineering branch, local authorized distributor, or visit our website: visioneng.us

Vision Engineering Ltd. (UK Manufacturing & Commercial)

The Freeman Building, Galileo
Drive, Send, Surrey, GU23 7ER, UK
T +44 (0) 1483 248300
E generalinfo@visioneng.co.uk

Vision Engineering Inc. (NA Manufacturing & Commercial)

570 Danbury Road,
New Milford, CT 06776, USA
T +1 (860) 355 3776
E info@visioneng.com

Vision Engineering Ltd. (Central Europe)

Anton-Pendele-Str. 3,
82275 Emmerring, Deutschland
T +49 (0) 8141 40167-0
E info@visioneng.de

Nippon Vision Engineering (Japan)

272-2 Saedo-cho, Tsuduki-ku,
Yokohama-shi, Kanagawa
224-0054, Japan
T +81 (45) 935 1117
E info@visioneng.jp

Vision Engineering (South East Asia)

P-03A-20, Impian Meridian,
Jalan Subang 1, USJ 1,
47600 Subang Jaya,
Selangor Darul Ehsan, Malaysia
T +604-619 2622
E info@visioneng.asia

Vision Engineering Ltd. (France)

ZAC de la Tremblaie,
Av. de la Tremblaie
91220 Le Plessis Paté, France
T +33 (0) 160 76 60 00
E info@visioneng.fr

Vision Engineering (China)

Room 904B, Building B, No.970,
Nanning Road, Xuhui Vanke
Center Shanghai, 200235,
P.R. China
T +86 (0) 21 5036 7556
E info@visioneng.com.cn

Vision Engineering (India)

T + 91 (0) 80-5555-33-60
E info@visioneng.co.in

Vision Engineering (Mexico)

T 800 099 5325
E info@visioneng.com

Vision Engineering (Brazil)

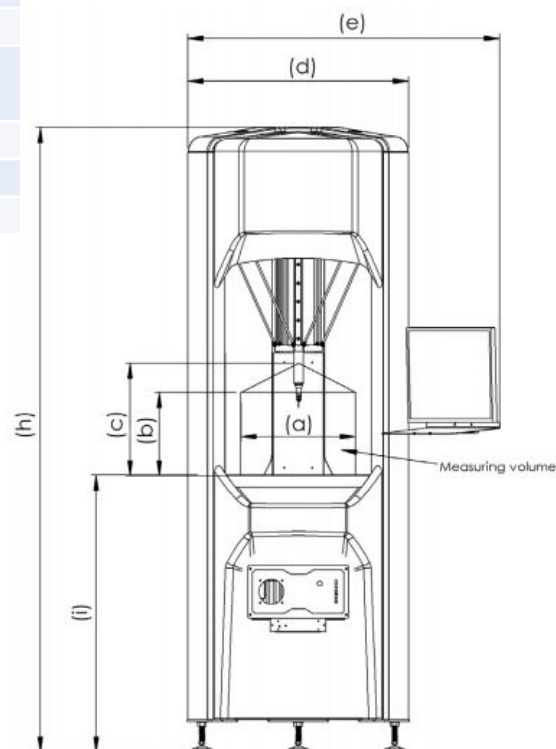
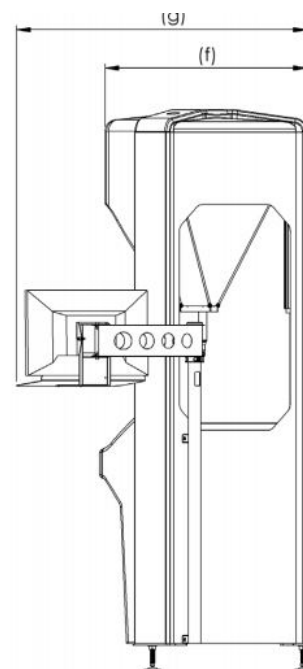
E info@visioneng.com.br

Vision Engineering (Latin America)

E info@visioneng.com



FM 557119
Vision Engineering Ltd.
has been certified for the
quality management system
ISO 9001:2015 and calibration
accreditation ISO 17025:2017.



Sales Partner



Disclaimer - Vision Engineering Ltd. has a policy of continuous development and reserves the right to change or update materials or the specification of any products. The information contained within this brochure is subject to change at any time. The production or distribution of any of the products described may be discontinued without notice. EO&E: Errors and omissions accepted.